

TECNIUM[®]



TECNIUM[®]

塑料离心立式泵 PLASTIC CENTRIFUGAL VERTICAL PUMPS



无密封 SEALLESS

PUMPS

TECNIUM, since 1957 optimizing industrial processes

无机械密封 NO MECHANICAL SEAL

无机械密封
液力密封
Without mechanical seal
Hydrodynamic sealing

独立于叶轮的可更换轴套
Removable shaft sleeve,
independent from impeller.

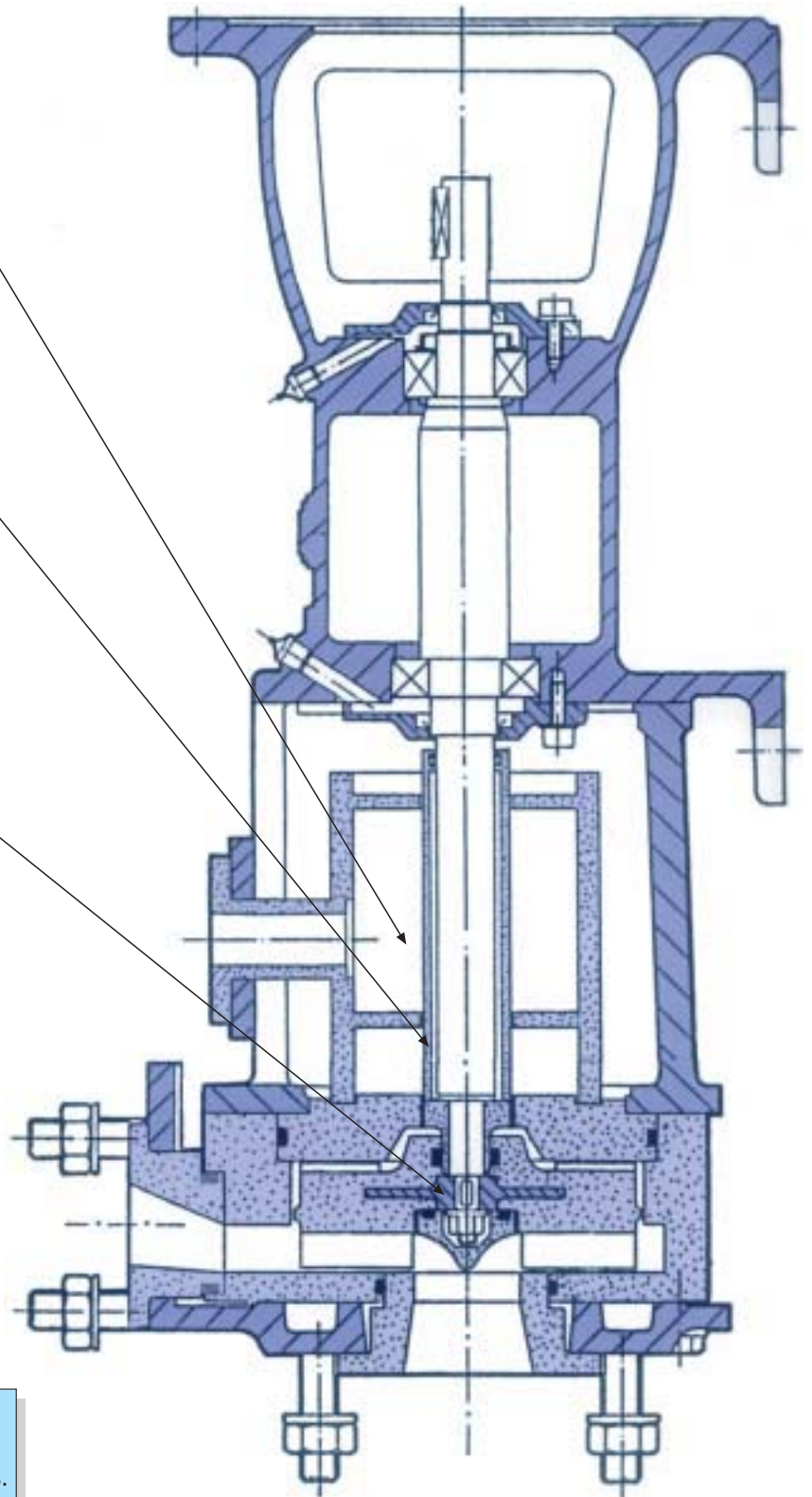
机械扭矩通过键及大接触面积铁心
传递到叶轮
Transmission of the mechanical
torque to the impeller by key and
a great surface steel core.

具有干运行能力
DRY RUNNING CAPABILITY

材质 Materials:
PVDF PVC
PP E-CTFE
PE PTFE




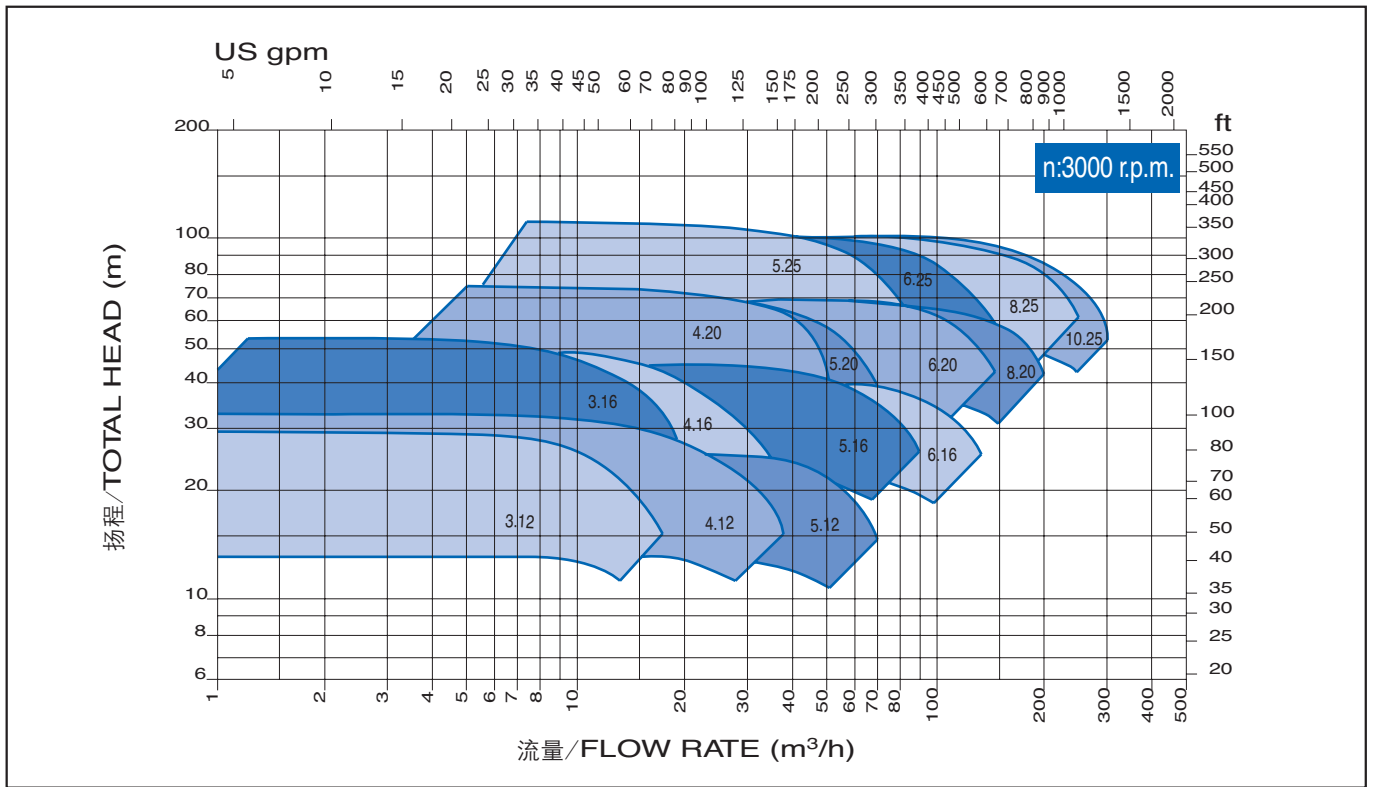
质量体系符合ISO标准
Quality system according to ISO standards.



CE

符合机械安全欧洲标准
In accordance with European directives of Safety on Machines.

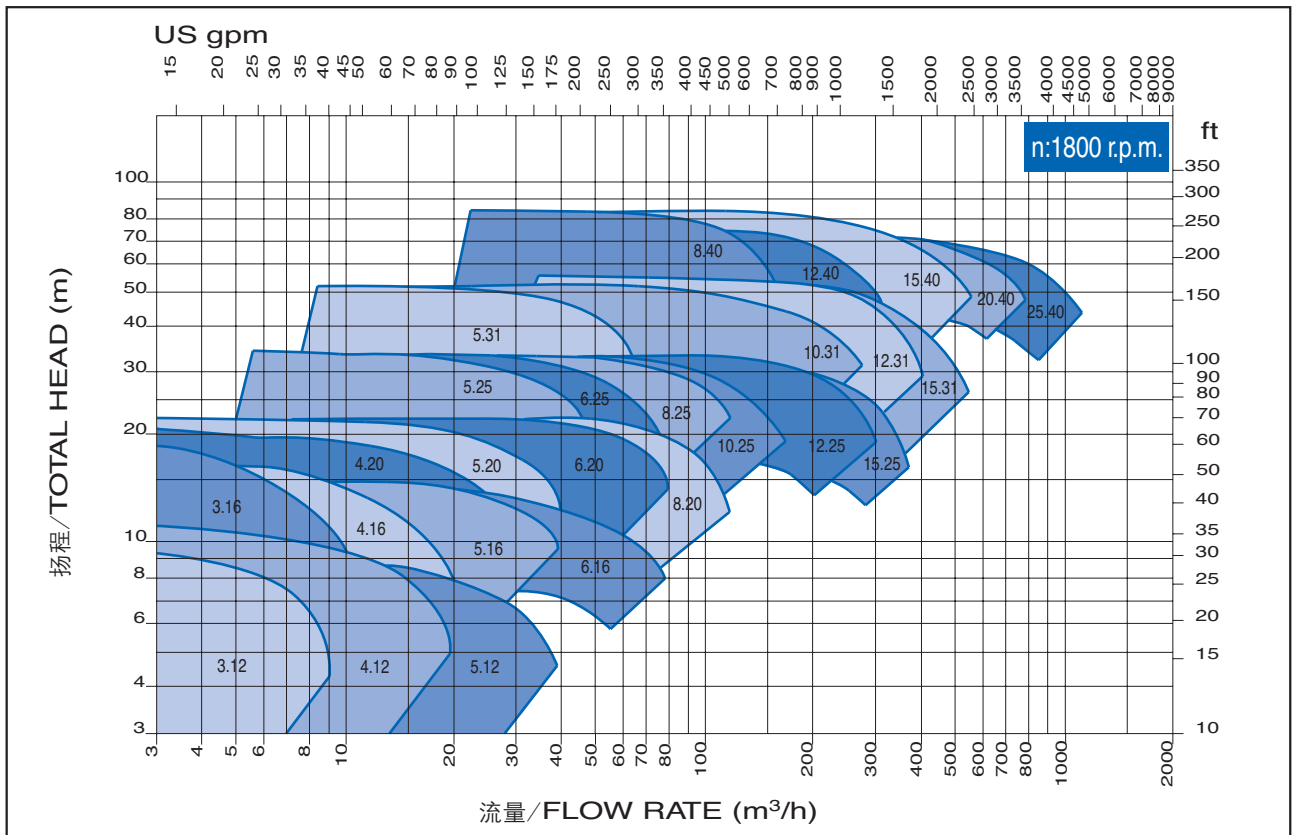
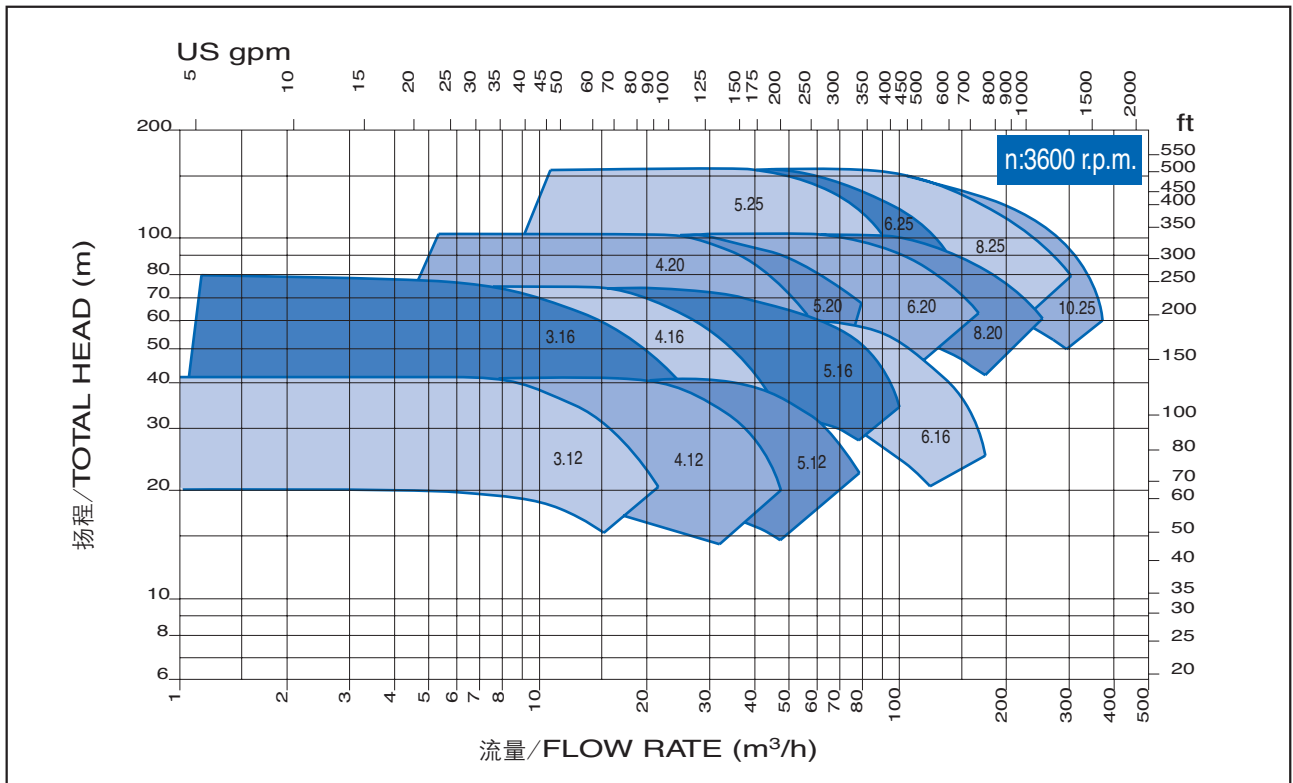
50Hz泵选型图 50Hz PUMP SELECTION CHART



型号说明 IDENTIFICATION

材料代码 Materials keys		BVS KK 6.20 (E)					
K=PP	V=PVC	泵型	材质	泵体材质	叶轮材质	型号	可选项
L=PVDF	E=PTFE	Model	Material	Casing	Impeller	Pump Type	Optional
R=PE	Y=E-CTFE						

60Hz泵选型图 60Hz PUMP SELECTION CHART



材质

我们的泵采用强耐腐蚀材料设计，从而可获得最高的耐蚀性能，可以适用于大多数腐蚀性与磨蚀性的应用环境。

MATERIALS

Our pumps are designed to obtain the maximum profit of the high chemical resistance of materials. Our range of materials covers the larger part of corrosion and abrasive resistance applications.

售后服务

我们的售后服务部通过保持原始备件的大量库存来保证有效快速的服务。

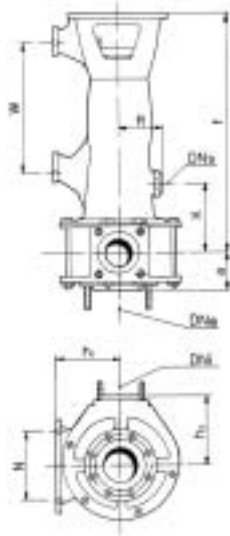
AFTER-SALES

Our TECHNICAL SERVICE guarantees an effective and quick AFTER-SALES service of original spare parts with an extensive stock.

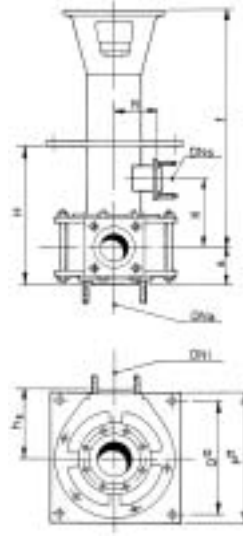
外形尺寸 DIMENSIONS (mm)



型式1
VERSION 1

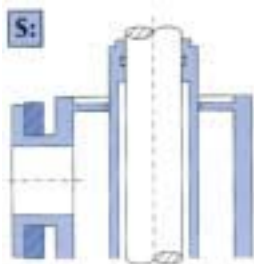


型式2
VERSION 1

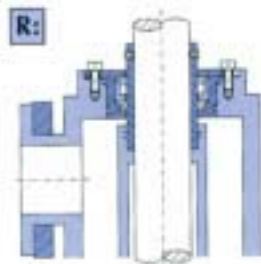


型式 Version	支座 Frame	型号 Type	泵尺寸 PUMP DIMENSIONS											接口 NOZZLES		
			a	f	h1	h2	W	N	K	R	H	P	Q	DNa	DNi	DNs
1	5	3.12	62	541	140	140	270	190	172	90				50	32	32
		3.16	80	541	140	160	270	190	172	90				50	32	32
		4.12	80	541	140	140	270	190	172	90				65	40	32
		4.16	80			160								65	40	
		4.20				180										
		5.12	100	765	200	160	390	250	260	100						50
		5.16				180										
	5.20				200											
	5.25	125			225									80	50	
	5.31				280											50
	6.16	100	892	250	200	500	330	262	100					100	65	
	6.20				225											
	6.25	125	1000	300	250	560	400	310	120					100	65	65
	8	8	8.20	125	1000	300	250	560	400	310	160				125	80
8.25					315											
2	10	8.40	125			355					725				80	80
		10.25				280						700	630	125		100
		10.31	140	1125		315										
		12.25				355									150	125
	12	12.31	140	1180		355			400	250	770	700	630	150	125	150
		12.40	140	1250		400			400	250	790	800	720	150	125	125
	14	15.25	160	1180		375			400	250	790	700	630	200	150	150
		15.31	160	1250		400			400	250	810	800	720	200	150	150
	15	15.40	160	1390		450			400	250	790	800	720	200	150	150
	20	20.40	200	1390		470			400	250	730	800	720	200	250	150
	25	25.40	240	1390		600			400	250	870	800	720	300	250	150

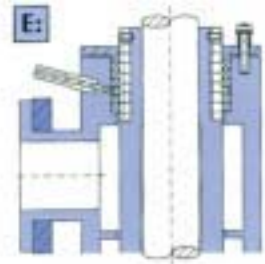
蒸汽密封选项 VAPOURS SEALING OPTIONS



反射板 Deflector

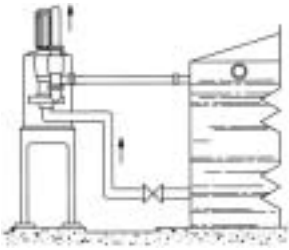


唇口密封 Lip seal

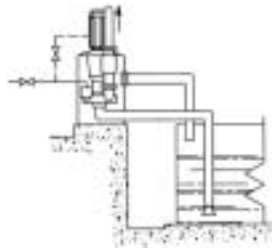


填料 Gasket

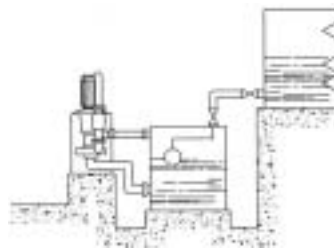
泵的安装实例 EXAMPLES OF PUMP INSTALLATION



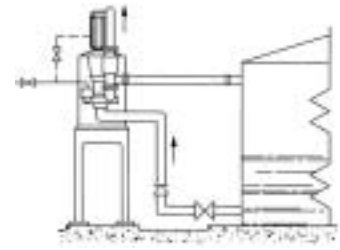
正常液位
Natural level



带底阀
With foot valve



带液位控制
With controlled level



带止回阀
With check valve

其他泰克尼姆泵 SOME OTHER TECNIUM PUMPS

